

Long Neck Dino



The long neck dino is officially know as a Brontosaurus. I had lots of fun making my first pattern and I hope you will have as much fun crocheting it. The first step is the most difficult one.

✓ Have fun crocheting. Check!

Need to know

Magic circle
Slipstich
Double crochet

sc = single crochet (US)
incr = increase
dec = decrease

FL = front loop only
BL = back loop only

Used for the Green Dino

Nr° 3 crochet hook
Teddy Bear Stuffing
2 eyes (Black Prym color snaps) and superglue
2 x green yarn (50g) Anell Rapido [3223]
1 x gray yarn (50g) Anell Rapido [3361]
Scraps of Yellow yarn; Anell Rapido [3215]
Scraps of Blue yarn; Anell Rapido [3241]
Scraps of Brown yarn; Anell Rapido [3201]


Used for the Pink Dino

Nr° 3 crochet hook
Teddy Bear Stuffing
2 eyes (Black Prym color snaps) and superglue
2 x pink yarn (50g) Anell Rapido [3232]
1 x yellow yarn (50g) Anell Rapido [3214]
Scraps of Yellow yarn; Anell Rapido [3215]
Scraps of red yarn; Anell Rapido Fine [8212]



Head - Pink

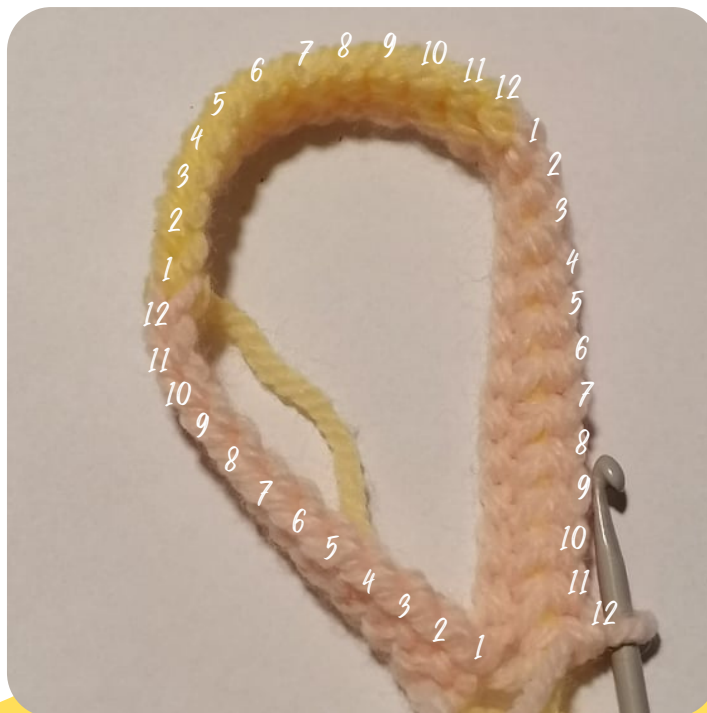
- R1:** Crochet a chain of 8, turn your work. Crochet an increase in the 2nd chain of your hook. 5 sc. 3 sc in the next chain. 6 sc. [16]
- R2:** 1sc, incr, 5sc, incr, 1sc, incr, 5sc, incr [20]
- R3:** 2sc, incr, 6sc, incr, 2sc, incr, 6sc, incr [24]
- R4:** 3sc, incr, 7sc, incr, 3sc, incr, 7sc, incr [28]
- R5:** 4sc, incr, 8sc, incr, 4sc, incr, 8sc, incr [32]
- R6:** 5sc, incr, 9sc, incr, 5sc, incr, 9sc, incr [36]
- R7-11:** 36sc [36]
- R12:** 23sc, incr, 2sc, incr, ***1st eye***, 1sc, incr, 1sc, incr, 1sc, incr, 2sc, ***2e eye***, incr [42]
- R13:** 42sc [42]
- R14:** (6sc, incr) x 6 [48]
- R15:** 28sc, incr, 3sc, incr, 2sc, incr, 3sc, incr, 2sc, incr, 3sc, incr, 1sc [54]
- R16:** 54sc [54]
- R17:** (8sc, incr) x 6 [60]
- R18-25:** 60sc [60]
- R26:** (8sc, dec) x 6 [54]
- R27:** 54sc [54]
- R28:** (7sc, dec) x 6 [48]
- R29:** (6sc, dec) x 6 [42]
- R30:** (5sc, dec) x 6 [36]
- R31:** (4sc, dec) x 6 [30]
- R32:** (3sc, dec) x 6 [24]
- R33:** (2sc, dec) x 6 [18]
- *Fill with stuffing***
- R34:** (1sc, dec) x 6 [12]
- R35:** dec x 6 [6]
- *Close the end***



Neck part 1- Pink

FL only unless told otherwise!!

- R1: Chain of 36 [36]
- R2: Attach the last stitch of the chain to the first. 12sc, switch to yellow, 12sc, switch to pink, 12sc [36]
- R3: 12sc, switch to yellow, 12sc, switch to pink, 12sc [36]
- R4: 12sc, switch to yellow, 12sc in BL, switch to pink, 12sc [36]
- R5: 12sc, switch to yellow, 12sc, switch to pink, 12sc [36]
- R6: 4sc, incr, 7sc, switch to yellow, 1sc in BL, incr in BL, 8sc in BL, incr in BL, 1sc in BL, switch to pink, 7sc, incr, 4sc [40]
- R7: 13sc, switch to yellow, 14sc, switch to pink, 13sc [40]
- R8: 13sc, switch to yellow, 14sc in BL, switch to pink, 13sc [40]
- R9-10: 13sc, switch to yellow, 14sc, switch to pink, 13sc [40]
- R11: 5sc, incr, 7sc, switch to yellow, 2sc in BL, incr in BL, 8sc in BL, incr in BL, 2sc in BL, switch to pink, 7sc, incr, 5sc [44]
- R12-13: 14sc, switch to yellow, 16sc, switch to pink, 14sc [44]
- R14: 14sc, switch to yellow, 16sc in BL, switch to pink, 14sc [44]
- R15-16: 14sc, switch to yellow, 16sc, switch to pink, 14sc [44]
- R17: 6sc, incr, 7sc, switch to yellow, 3sc in BL, incr in BL, 8sc in BL, incr in BL, 3sc in BL, switch to pink, 7sc, incr, 6sc [48]
- R18: 15sc, switch to yellow, 18sc, switch to pink, 15sc [48]



Neck part 2 - Yellow

Start on the yellow part at the bottom of the neck

- R1: 18sc [18]
 - R2: 1 lose chain, *turn work*, 1 sc in the 3th stitch from the hook in BL, 16sc in BL [17]
 - R3: 1 lose chain, *turn work*, 1 sc in the 3th stitch from the hook, 15sc [16]
 - R4: 1 lose chain, *turn work*, 1 sc in the 3th stitch from the hook, 14sc [15]
 - R5: 1 lose chain, *turn work*, 1 sc in the 3th stitch from the hook in FL, 13sc in FL [14]
 - R6: 1 lose chain, *turn work*, 1 sc in the 3th stitch from the hook , 12sc [13]
 - R7: 1 lose chain, *turn work*, 1 sc in the 3th stitch from the hook, 11sc [12]
 - R8: 1 lose chain, *turn work*, 1 sc in the 3th stitch from the hook in BL, 10sc in BL [11]
 - R9: 1 lose chain, *turn work*, 1 sc in the 3th stitch from the hook, 9sc [10]
 - R10: 1 lose chain, *turn work*, 1 sc in the 3th stitch from the hook, 8sc [9]
 - R11: 1 lose chain, *turn work*, 1 sc in the 3th stitch from the hook in FL, 7sc in FL [8]
- *Fasten off*



Body & tail - Pink

- R1: magic circle of 6 [6]
- R2: incr x 6 [12]
- R3: (1sc, incr) x 6 [18]
- R4: (2sc, incr) x 6 [24]
- R5: (3sc, incr) x 6 [30]
- R6: (4sc, incr) x 6 [36]
- R7: (5sc, incr) x 6 [42]
- R8: (6sc, incr) x 6 [48]



R9-22: 48sc [48]

R23: (7sc, incr) x 6 [54]



R24-32: 54sc [54]

- R33: (7sc, dec) x 6 [48]
- R34: 6sc, dec, 16sc, dec, 12sc, dec, 6sc, dec [44]
- R35: 5sc, dec, 28sc, dec, 5sc, dec [41]
- R36: 4sc, dec, 27sc, dec, 4sc, dec [38]
- R37: 3sc, dec, 26sc, dec, 3sc, dec [35]
- R38: 2sc, dec, 25sc, dec, 2sc, dec [32]
- R39: incr, 14sc, dec, dec, 13sc [31]
- R40: 17sc, dec, 12sc [30]

Fill with some stuffing

- R41: 1sc, incr, 13sc, dec, dec, 11sc [29]
- R42: 16sc, dec, 11sc [28]
- R43: 2sc, incr, 12sc, dec, dec, 9sc [27]
- R44: 16sc, dec, 9sc [26]
- R45: 3sc, incr, 11sc, dec, dec, 7sc [25]
- R46: 16sc, dec, 7sc [24]
- R47: 4sc, incr, 10sc, dec, dec, 5sc [23]
- R48: 15sc, dec, 6sc [22]

Fill with some stuffing

- R49: 5sc, incr, 8sc, dec, dec, 4sc [21]
- R50: 15sc, dec, 4sc [20]
- R51: 6sc, incr, 7sc, dec, dec, 3sc [19]
- R52: 15sc, dec, 2sc [18]
- R53: 7sc, incr, 6sc, dec, dec [17]

R54: 15sc, dec [16]

Stuff some filling

- R55: 8sc, incr, 5sc, dec [16]
- R56: dec, 13sc, dec [14.5] Last dec crossed the first stitch in row 57. (Row 57 begins after that)
- R57: 7sc, incr, 4sc, dec [14]
- R58: dec, 12sc, dec [13.5]
- R59: 6sc, incr, 3sc, dec [12]
- R60: dec, 8sc, dec [10]
- R61: dec, 4sc, incr, 3sc [10]
- R62: dec, dec, 6sc [8]

*** Close the end***

Back paws - Pink x2

- R1: magic circle of 6 [6]
- R2: incr x 6 [12]
- R3: (1sc, incr) x 6 [18]
- R4: 18sc in BL [18]
- R5: (1sc, dec) x 6 [12]
- R6-8: 12sc [12]

Fasten off

Front paws - Pink x2

- R1: magic circle of 6 [6]
- R2: incr x 6 [12]
- R3: (1sc, incr) x 6 [18]
- R4: 18sc in BL [18]
- R5: 18sc [18]
- R6: (1sc, dec) x 6 [12]
- R7-10: 12sc [12]

Fasten off

Optional: A Fantasy Adventure

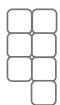
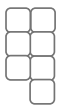
House: Ground and Wall - Brown

- R1: magic circle of 4 [4]
 - R2: incr x 4 [8]
 - R3: (1sc, incr) x 4 [12]
 - R4: (2sc, incr) x 4 [16]
 - R5: (3sc, incr) x 4 [20]
 - R6: (4sc, incr) x 4 [24]
 - R7: (5sc, incr) x 4 [28]
 - R8: (6sc, incr) x 4 [32]
 - R9: 32sc in BL [32]
 - R10-14: 32v [32]
 - R15: dec, 6sc, dec, 6sc, dec, 6sc, dec, 6sc [28]
- *Fasten off*



House: Roof - Yellow x2

- R1: chain of 9 *turn work* [9]
 - R2-8: 8sc, 1 chain *turn work* [9]
 - R9.1: 8sc [8]
 - R9.2: chain 1 *turn work* [9]
 - R10: crochet or sew the 2 squares together [9]
- *Fasten off*



Blue Thing

- R1: magic circle of 6 [6]
 - R2: incr x 6 [12]
 - R3-4: 12sc [12]
 - R5: dec x 6 [6]
 - R6: inc x 6 [12]
 - R7: (1sc, incr) x 6 [18]
 - R8-10: 18sc [18]
 - R11: (1sc, dec) x 6 [12]
 - R12: dec x 6 [6]
- *Close the end*



Horse Reins - Brown x2

- R1: magic circle of 4 [4]
 - R2: 1sc, chain 40 [40]
- *Fasten off*



Optional: Princesses Sweet 16 Party



Crown - Yellow

- R1: chain of 52 + slipstich to close the circle [51]
 - R2: 51 double crochet [51]
 - R3: (1sc, chain 3, 1 sc in the second stitch from the hook, chain 1, 1sc in the next stitch on the crown) x 17 [102]
- *Fasten off*

Ribben - Rood

- R1: chain of 125 [125]
- *Fasten off*

Small butt circles - Rood x3

- R1: magic cirkel of 6 [6]
- *Fasten off*

Big butt circles - Rood x3

- R1: magic cirkel of 6 [6]
 - R2: incr x 6 [12]
- *Fasten off*

